

Cricut Tool Guide



Weeder



Tweezers




Scraper




Spatula



Trimmer



12x12 Mats



12x24 Mat



Scoring Stylus





Cricut Mug Press



Easy Press Heat Mat



Cricut Easy Press 3



Cricut Supplies

Our Cricut Maker comes prepared with the fundamental tools you'll need to get started:

- Fine point blade- great for a variety of cutting projects and materials
- Writing tool- uses a pen or marker to write on projects.
- Scoring wheels- Used to score lines on projects using the Cricut Maker
- Rotary blade- used to cut fabrics, tissue paper, or cork
- Scissors
- Weeding tools- these look a bit like dental picks! They are used for “weeding” your projects, a term used to mean removing excess material from your project. Especially important for vinyl projects!
- Scoring Stylus- a pen-like cutting tool for scoring materials by hand.
- Spatula and Scraper- used for peeling off or pressing down materials to the mat.

Cricut pens and markers

- Tweezers-Cricut Tweezers lift and secure in one step with their reverse grip design. Smooth interior points help prevent tearing or marring your materials.
- Scraper-Cricut Scraper is custom designed to clean unwanted scraps from the Cricut cutting mats, contributing to a longer lasting mat. It can also be used to smooth materials onto the mat or burnish materials such as vinyl to remove air bubbles or wrinkles.
- Trimmer- Cricut Portable Trimmer with 15" swing-out arm helps you to precisely cut or score straight lines.
- 12x12 LightGrip Mat- Used for standard paper, light cardstock, and vellum.
- 12x12 StandardGrip Mat- Used for heavy cardstock, iron-on, and vinyl.
- 12x12 StrongGrip Mat- Used for specialty cardstock, matboard, backed fabric.
- 12x24 Standard Grip Mat- Used for heavy cardstock, iron-on, and vinyl. This mat is used for larger projects.

The Maker's Lab strongly recommends bringing your own crafting materials, such as paper, vinyl, and embellishments.